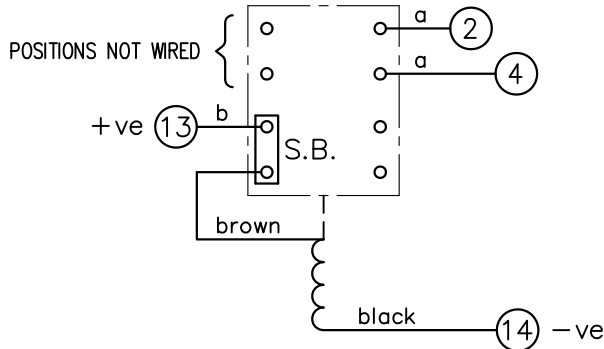


LOOKING ON FRONT OF RELAY

2112W50082



**NOT SUBJECT TO UPDATE
ONCE COPIED / PRINTED
OR DOWNLOADED**

KEY

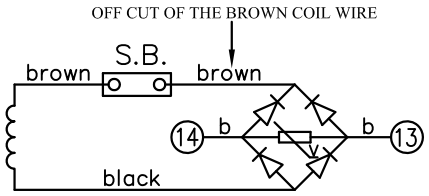
- make contact
- break contact
- c/o contact
- ext. conn
- plug bridge - shorting
- metering point
- 5Kv barrier
- test socket - shorting
- plug & socket

ASSEMBLY WIRES USED		
a	2107B10002	2 OFF
b	2107D10180	1 OFF

COIL	2112G20019	2112G20020	2112G20022	2112G20023	2112G20026	2112G20029
Vdc	24	30	50	60	125	240

CONTACT CONFIG.	OUTPUT CONTACT PAIR / TERMINAL No.					
	1-3	2-4	5-7	6-8	9-11	10-12
1M 1SB	/	M	/	/	/	/
1B 1SB	/	B	/	/	/	/

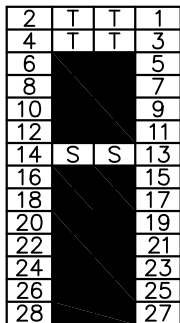
NOTE: WHEN RECTIFIER IS SPECIFIED COIL CONNS. ARE AS SHOWN.



FRAME REFERENCE: E2FAQM.

FRAME TERMINAL BLOCK ASSY: -

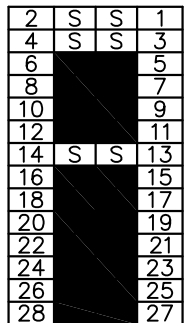
ASSEMBLY INSTRUCTIONS: -
TYPICAL ASSEMBLY DRAWING 2995G10032.
AT INDICATED POSITIONS FIT AS FOLLOWS:
T - FIT TRIP ISOLATION CONTACT 2995B10053
S - FIT STANDARD CONTACT 2995B10054
SECURE CONTACTS USING FIXING SCREW 2109F99009.
POSITIONS SHOWN BLANK ARE UNUSED



VIEW FROM NUMBERED SIDE OF BLOCK

OUTER TERMINAL BLOCK ASSY: -

ASSEMBLY INSTRUCTIONS: -
TYPICAL ASSEMBLY DRAWING 2995G10029.
AT INDICATED POSITIONS FIT AS FOLLOWS:
S - FIT STANDARD CONTACT 2995B10051
HC - FIT 'HEAVY CURRENT' KIT 2995G10030
WHERE IS SHOWN FIT CT SHORTING
KIT 2995G10031
POSITIONS SHOWN BLANK ARE UNUSED.
ALL POSITIONS FIT SCREW 2106F12506.



VIEW FROM INSIDE FACE

Title: T.B. AND W.D. FOR AR112SB 2 CONTACT RELAYS IN EPSILON E2 CASE.			First used on:		
3 RDW 07/11/11 MN112/3474			Similar Articles:		
2 RDW 16/01/04 MN112/2606			Supersedes:		
1 27/04/99			Drg.No. 2112W50082		
ISSUE DATE MOD.No.			Original Scale.		
DRAWN: A.LAW.			Copyright © 1999 Reyrolle Ltd		
CHECKED:			APPROVED: R.D.WATSON		
DATE: 17/07/02			Copyright © 1999 Reyrolle Ltd		